

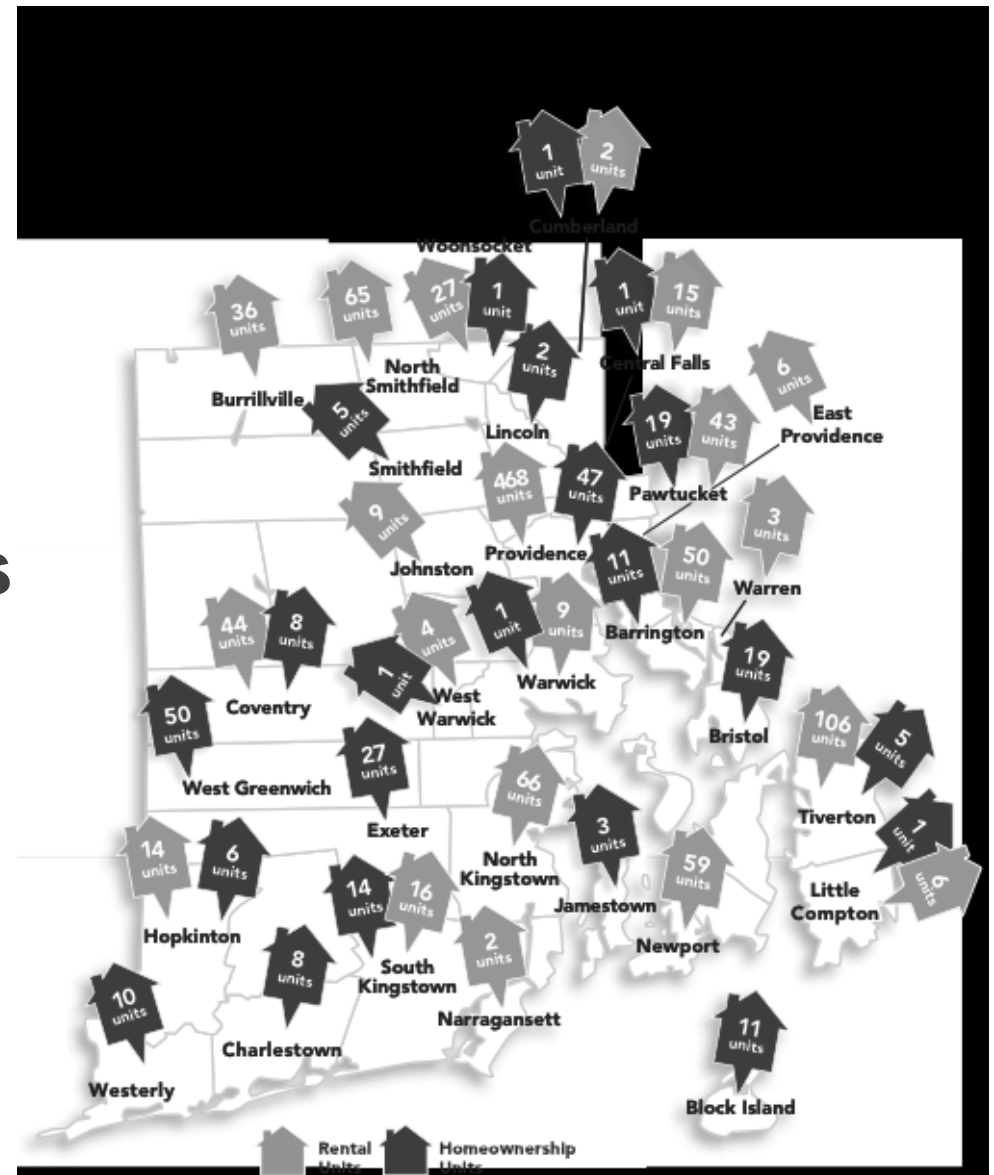
Building Homes Rhode Island

Creating lasting impact for all Rhode Islanders



Lasting results...

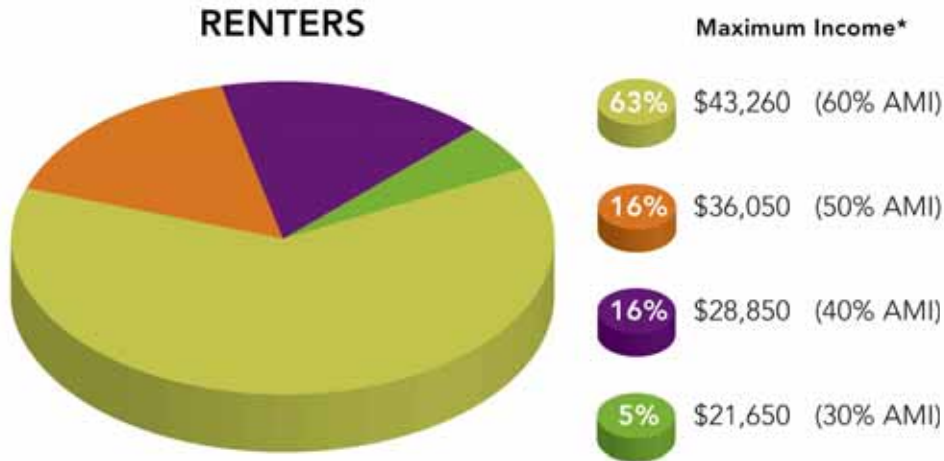
- 1,301 long-term affordable homes built in 30 communities
 - 1,050 rental
 - 251 homeownership
- 312 more than original goal



As of September 2012

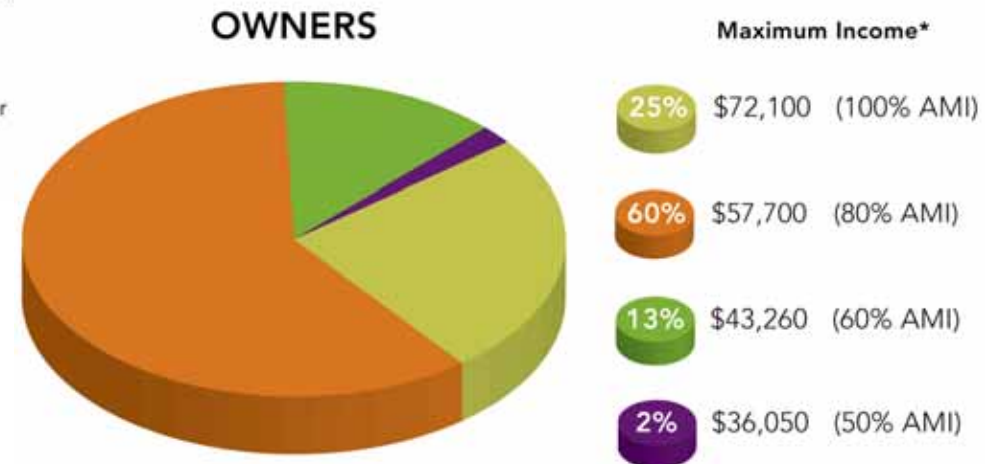
Lasting results...

RENTERS



*All maximum incomes are for a household of four per HUD's 2010 Area Median Income for most of the state. See www.huduser.org for more info.

OWNERS



As of September 2011

A proven economic success: *Community reinvestment*

More than half of BHRI dollars were used to rehabilitate foreclosed and abandoned properties, creating more than 600 long-term affordable homes out of properties that previously blighted neighborhoods.



Pawtucket CDC, Pawtucket



NeighborWorks Blackstone River Valley, Burrillville



Community Works RI, Providence

A proven economic success: *Residential permits*

Construction activity supported by BHRI has accounted for nearly **60 percent of the total estimated cost of residential construction permitted** in Rhode Island from 2007 through 2010



Construction at Kingstown Crossings, supported through BHRI

A proven economic success:

Jobs

- BHRI has supported nearly **6,100 jobs** in Rhode Island
- At a time when unemployment in the construction industry was 20-30% – **over 3,000 jobs were in construction sector**



A proven economic success: *Wages*

BHRI generated **\$300 million in wages**—money that workers use to purchase local goods and services, and contribute to municipal and state economies



A proven economic success: *15.8 multiplier*

Leveraged \$9.2 for every \$1 spent

Generated **nearly \$800 million** in total economic activity



Crossroads, RI, North Kingstown